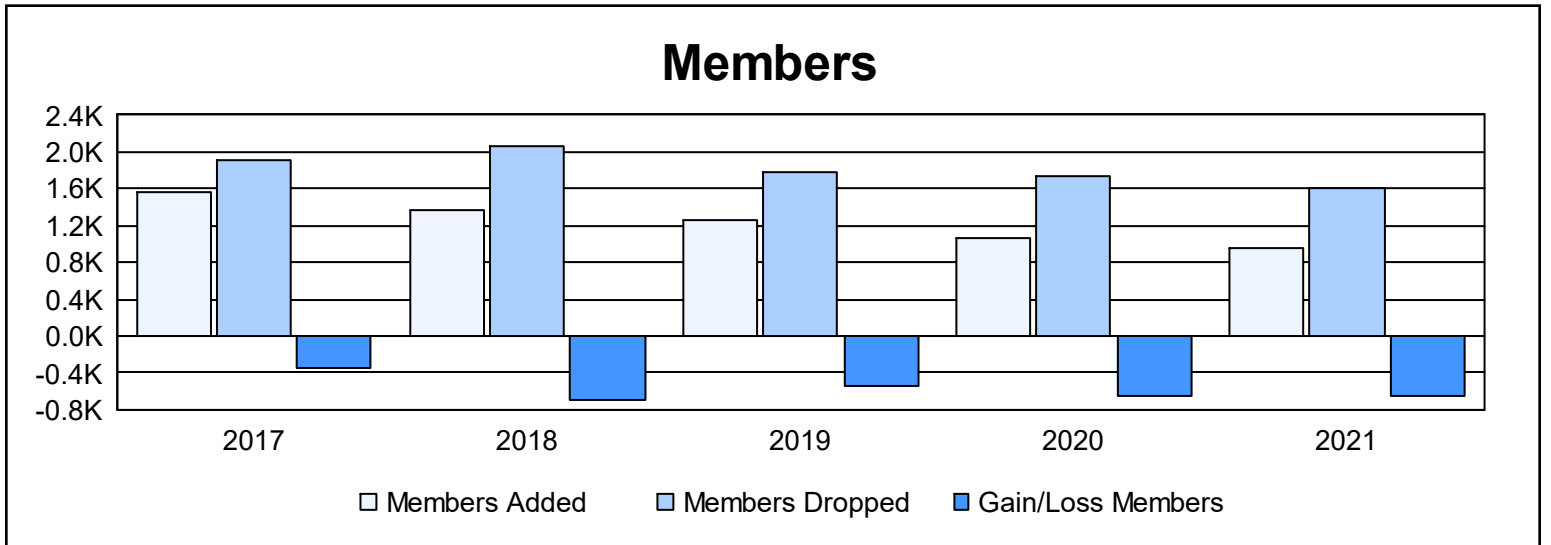
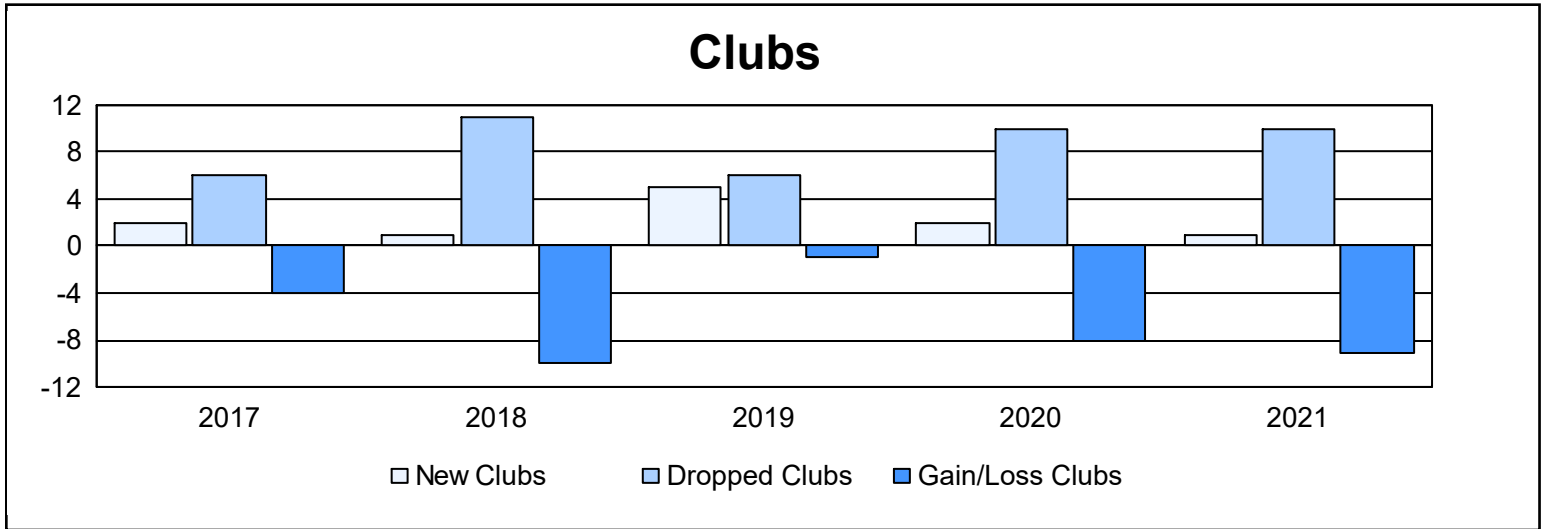
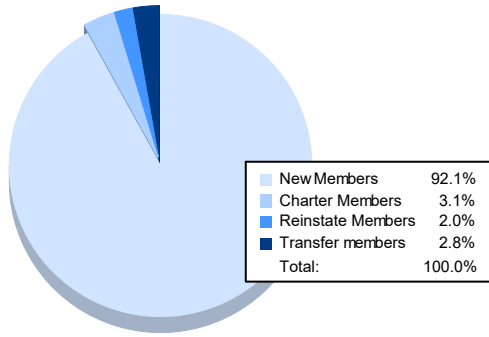


| Year | New Clubs | Dropped Clubs | Gain/ Loss Clubs | New Members | Charter Members | Reinstate Members | Transfer Members | Total Member Added | Total Members Dropped | Gain/ Loss Members |
|----------------|-----------|---------------|------------------|--------------|-----------------|-------------------|------------------|--------------------|-----------------------|--------------------|
| 2016-2017 | 2 | 6 | -4 | 1,413 | 46 | 66 | 36 | 1,561 | 1,905 | -344 |
| 2017-2018 | 1 | 11 | -10 | 1,283 | 21 | 27 | 37 | 1,368 | 2,058 | -690 |
| 2018-2019 | 5 | 6 | -1 | 1,067 | 134 | 19 | 30 | 1,250 | 1,790 | -540 |
| 2019-2020 | 2 | 10 | -8 | 964 | 63 | 29 | 17 | 1,073 | 1,735 | -662 |
| 2020-2021 | 1 | 10 | -9 | 883 | 30 | 19 | 27 | 959 | 1,613 | -654 |
| Average | 2 | 9 | -6 | 1,122 | 59 | 32 | 29 | 1,242 | 1,820 | -578 |



Membership Composition June 2021 Cumulative



Gender Composition June 2021 Cumulative

